

# ELECTRIC TOWING TRACTOR

# 3TE

## 2.5 ton

## An Electric Towing Tractor For the Next Generation

The 3TE 2.5-ton electric towing tractor – developed to meet the market's growing needs for electric vehicles. Achieves long operating hours as well as towing performance that matches engine-powered towing tractors.



The model shown is equipped with optional equipment.

### Traveling and Towing Performance

#### High-efficiency AC Motors and AC Drive System

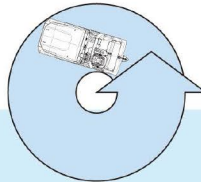
The 3TE features two sealed-type high-efficiency AC drive motors with the independent high-output, high-efficiency drive units for each of the left and right drive motor. This achieves powerful traveling and towing performance that matches engine-powered towing tractors.

Maximum Drawbar Pull	Towed Weight	Maximum Travel Speed
<b>25,100<sub>N</sub></b>	<b>27,000<sub>kg</sub></b>	<b>25 km/h</b>

#### Excellent Tight Turning Performance

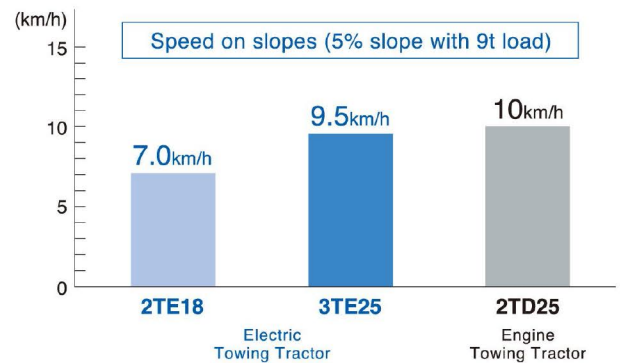
The minimum turning radius is 3,200mm. This provides excellent tight turning performance even in a confined space.

Turning Radius (Outside) **3,200<sub>mm</sub>**



#### Excellent Performance on Slopes

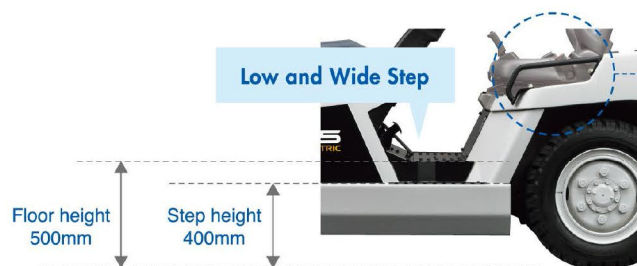
The 3TE is equipped with Slope Sensing Auto-Power Mode Selector that uses a sensor to detect slope angle and automatically switches the travel mode to high power mode. This achieves slope-climbing performance equal to engine-powered towing tractors.



### Safety and Comfort

#### Easy Entry and Exit

Low Step/Floor height and Side Grip make getting on and off more smooth. This can help reduce the operator's fatigue.



Low and Wide Step

Side Grip

#### Wide Forward Visibility

The inclined hood and the front bumper is designed to reduce blind areas and ensure wide forward visibility.

#### Good Rearward Visibility

Well-considered operator's seat layout and rear frame shape provide good visibility to the rear and on the drawbar.



Small blind areas and wide forward visibility

Visible front edge


Good rearward visibility



► A Variety of Features to Enhance Ease of Use

**1 LED Lights (Front and Rear)**

LED front lights keep the operating area brightly illuminated. The LED lights offer long life and low energy consumption. Also able to withstand jolts and vibration to a high degree, they are resistant to broken elements even when traveling on bumpy surfaces.



Front

Rear

**2 Multifunction Display**


The multifunction display is a highly expressive graphical LCD display that is used to grasp various information easily. It provides functions to display and notify vehicle information, such as a battery charge indicator, and functions that operators (and managers) can use to set vehicle performance.



**3 Rear Inching Feature**

Rear Inching Buttons located at the rear side of the tractor enable the close maneuvering around the rear drawbar area.

OPT



**4 Battery Compartment**

Both DIN size (620AH) and JIS size (600AH) can be installed to accommodate operation. Only for JIS sizes, a battery having a capacity of 600AH is optionally available.

OPT



**5 Charging Port**

A charging port to connect the charger-plug is available at the left side of the tractor. This enables easy charging without opening the battery hood.

OPT



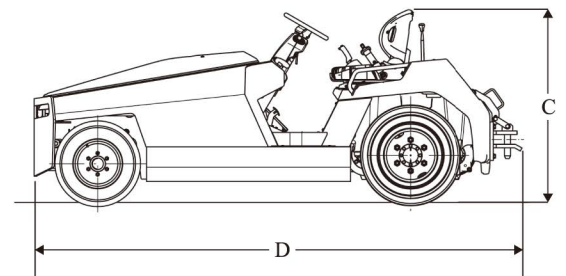
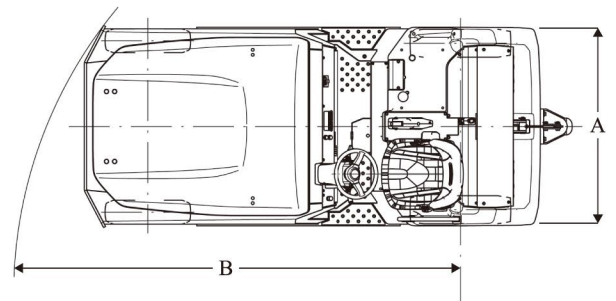
**MAIN SPECIFICATIONS**

Operator Position		Rider Seated
Maximum Drawbar Pull (3-minute Ratings)	N (kgf)	25,100 (2,560)
Towed Weight (60-minute Ratings)	kg	27,000
Maximum Travel Speed (No Load)	km/h	25
Overall Width	A mm	1,445
Turning Radius (Outside)	B mm	3,200
Overall Height [With Optional Cabin]	C mm	1,390 [1,940]
Overall Length (With Hitch)	D mm	3,495

**BATTERY AND MOTOR SPECIFICATIONS**

Battery Voltage/Capacity	V/AH	80/620
Electric Motors	kW	11.2 x 2

The data in this leaflet is determined based on our standard testing conditions. Performance may vary depending on actual specifications and the condition of the vehicle, as well as the condition of the operating area. Availability and specifications depend on region and are subject to change without notice. Due to photography and printing, the color of the actual vehicle may vary from this leaflet. Some photos have been computer-enhanced. Please consult your Toyota representative for details. Photographs may include optional equipment.



All rights reserved by Toyota Industries Corporation.